



Changes in quality of health and social care services for disabled children and their families

Disabled Childrens Partnership

June 2018

Executive Summary

The Disabled Children's Partnership is a coalition of more than 60 charities campaigning for improved health and social care services for disabled children and their families.

Between 23 March and 7 May 2018, the DCP undertook a short survey of family members of disabled children to ascertain their views on how the quality of health and social care services had changed over the past few years.

The survey received 1,510 responses. The vast majority of responses (89.5%) were based on respondents or their family's own experience of accessing (or trying to access) services.

The survey shows a worrying picture of declining services and further planned reductions. In particular

- 64.9% of family members surveyed think the quality of social care services has got worse over the past few years
- 75.3% of family members surveyed think the quality of health services has got worse over the past few years
- 45.3% of family members surveyed said they are aware of specific plans to reduce social care of health services in their area

The survey outcomes provide further evidence of the crisis in health and social care for disabled children and their families. The DCP's Five Step Plan calls on the Government to take decisive action to address this crisis, by:

Step 1: Making disabled children a priority: provide ministerial leadership to ensure a cross-departmental approach to improving outcomes for disabled children and their families.

Step 2: Reviewing current funding: review funding of short breaks provision for disabled children and families.

Step 3: Clarifying existing rights: clarify current rights and entitlements by co-producing with families guidance for local authorities and clinical commissioning groups (CCGs) on their existing statutory obligations.

Step 4: Creating a Fund: provide an early intervention and family resilience fund.

Step 5: Changing the system: Commission a review of health and social care law, to strengthen and clarify rights and entitlements for disabled children and their families

https://disabledchildrenpartnership.org.uk/wp-content/uploads/2017/11/DCP_five_steps_online.pdf

Survey about services for families of disabled children

All respondents – 1510 family members of disabled children

Thinking back over the past few years, do you think that the quality of social care services (for example, short breaks) to support families with disabled children has got better or worse, or stayed about the same? (n=1510) (see Figure 1)

64.9% of family members surveyed think that the quality of social care services to support families with disabled children has got worse over the past few years.

(45.8% a lot worse; 19.1% a bit worse)

3.7% of family members surveyed think that the quality of social care services to support families with disabled children has got better over the past few years.

(0.9% a lot better; 2.8% a bit better)

11.3% of family members surveyed think that the quality of social care services to support families with disabled children has stayed the same over the past few years.

20.1% answered 'don't know'.

Thinking again about the past few years, do you think that the quality of health services to support families with disabled children has got better or worse, or stayed about the same? (n=1510) (see Figure 2)

75.3% of family members surveyed think that the quality of health services to support families with disabled children has got worse over the past few years.

(47.5% a lot worse; 27.8% a bit worse)

Methodology

• • •

This survey was conducted by DCP. The online version of the survey was hosted on *Survey Monkey* by Mencap's Research team.

Participation was open to family members of disabled children in England.

Total sample size was 1510 adults. Fieldwork was undertaken between 23rd March and 7th May 2018.

5.1% of family members surveyed think that the quality of health services to support families with disabled children has got better over the past few years.

(0.5% a lot better; 4.6% a bit better)

15.4% of family members surveyed think that the quality of health services to support families with disabled children has stayed the same over the past few years.

4.2% answered 'don't know'.

Were your answers to the previous two questions based on your or your family's own experience of accessing (or trying to access) services? (n=1510) (see Figure 3)

For 89.5% of family members surveyed, their answers about the quality of services were based on their family's own experience of accessing (or trying to access) services.

Meanwhile, for 10.5% of family members surveyed, their answers about the quality of services were not based on their family's own experience of accessing (or trying to access) services.

Are you aware of any specific plans to reduce social care or health services for the families of disabled children in your local area in 2018 or 2019? (n=1484) (see Figure 4)

45.3% of family members surveyed said they are aware of specific plans to reduce social care or health services for the families of disabled children in their local area in 2018 or 2019.

54.7% of family members surveyed said they are not aware of any specific plans to reduce social care or health services for the families of disabled children in their local area in 2018 or 2019.

Are these changes being proposed by the health service, the local council, or both? (n=672) (see Figure 5)

Of the family members who are aware of specific plans to reduce social care or health services for the families of disabled children in their local area in 2018 or 2019:

5.1% said the changes are being proposed by the health service.

36.2% said the changes are being proposed by the local council.

30.5% said the changes are being proposed by both the health services and local council.

15.8% said they don't know; whilst 12.5% did not answer this question.

Have you been involved in any local campaigns to challenge plans to reduce social care or health services for the families of disabled children in your local area? (n=1344) (see Figure 6)

23.6% of family members surveyed have been involved in local campaigns to challenge plans to reduce social care or health services for the families of disabled children in their local area.

76.4% of family members surveyed have not been involved in any local campaigns to challenge plans to reduce social care or health services for the families of disabled children in their local area.

Graphs

Figure 1

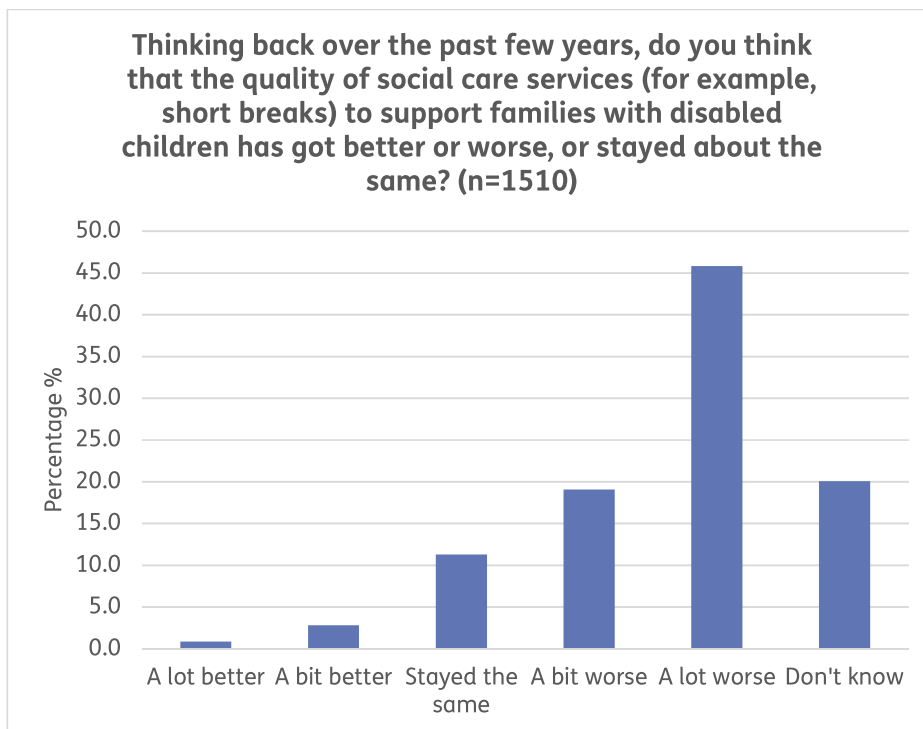


Figure 2

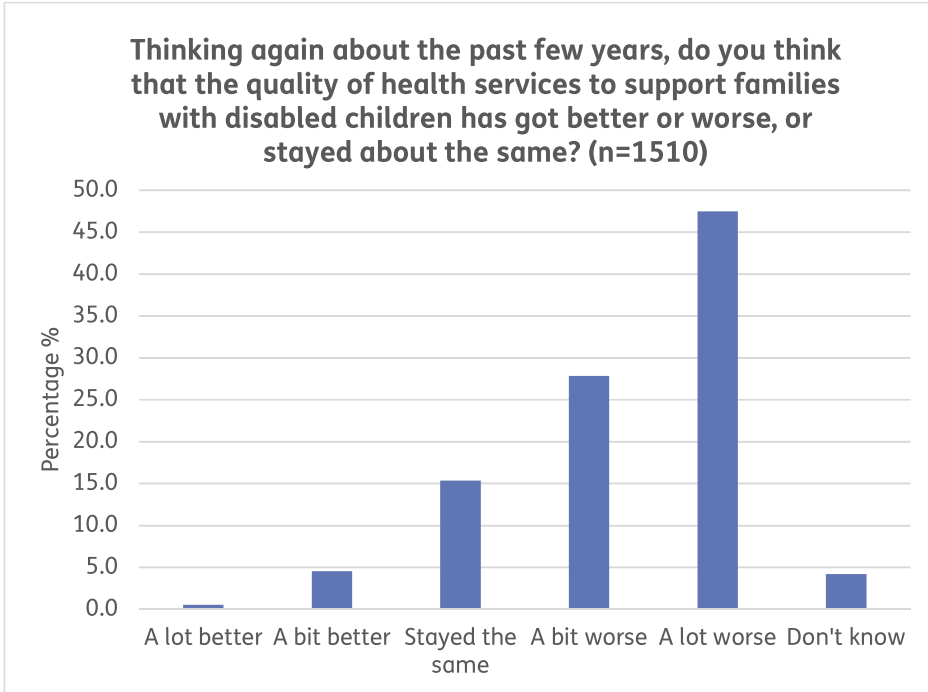


Figure 3

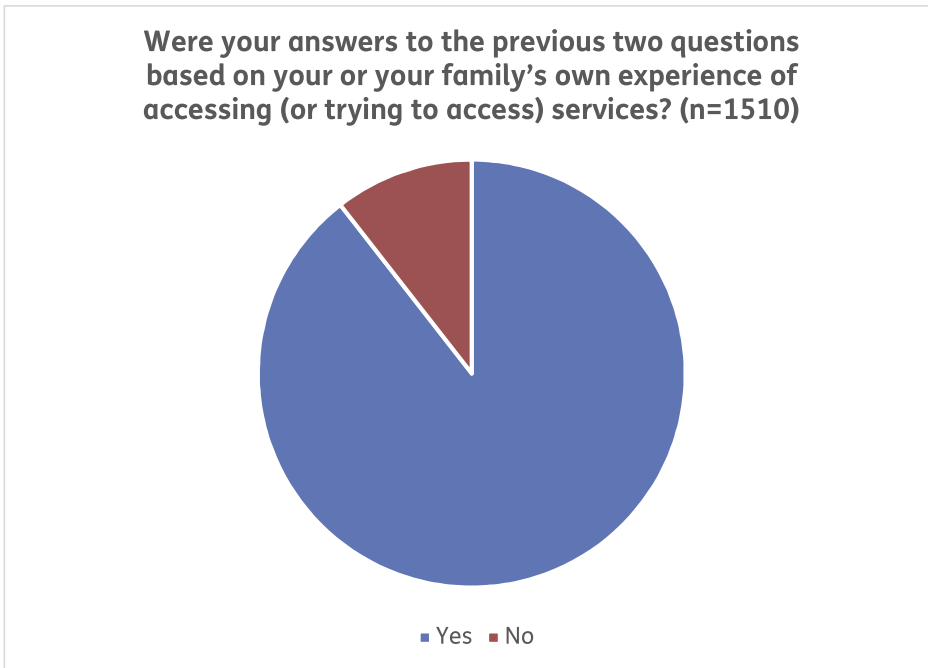


Figure 4

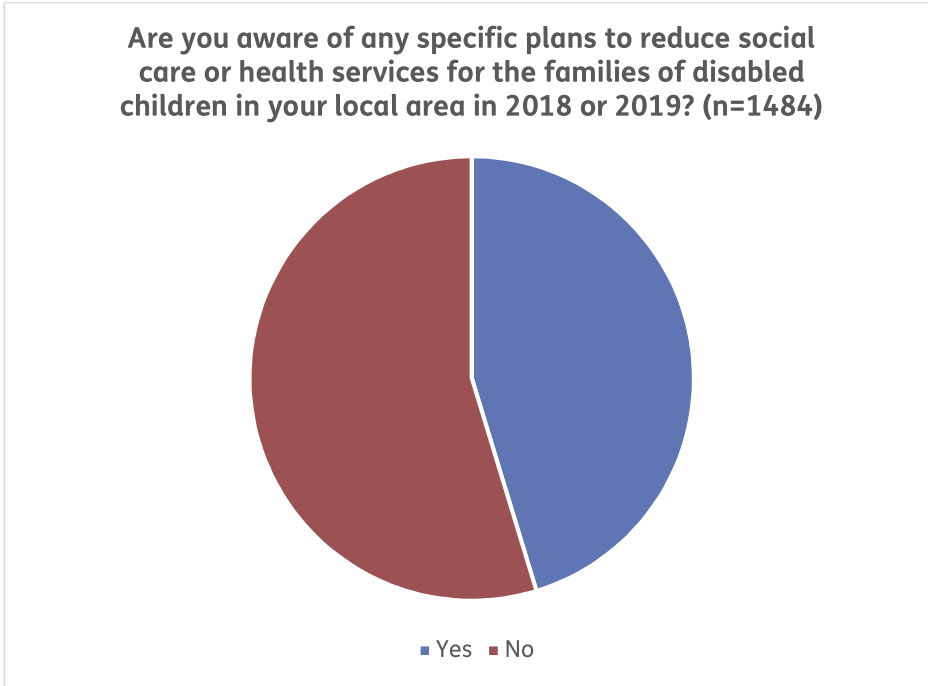


Figure 5

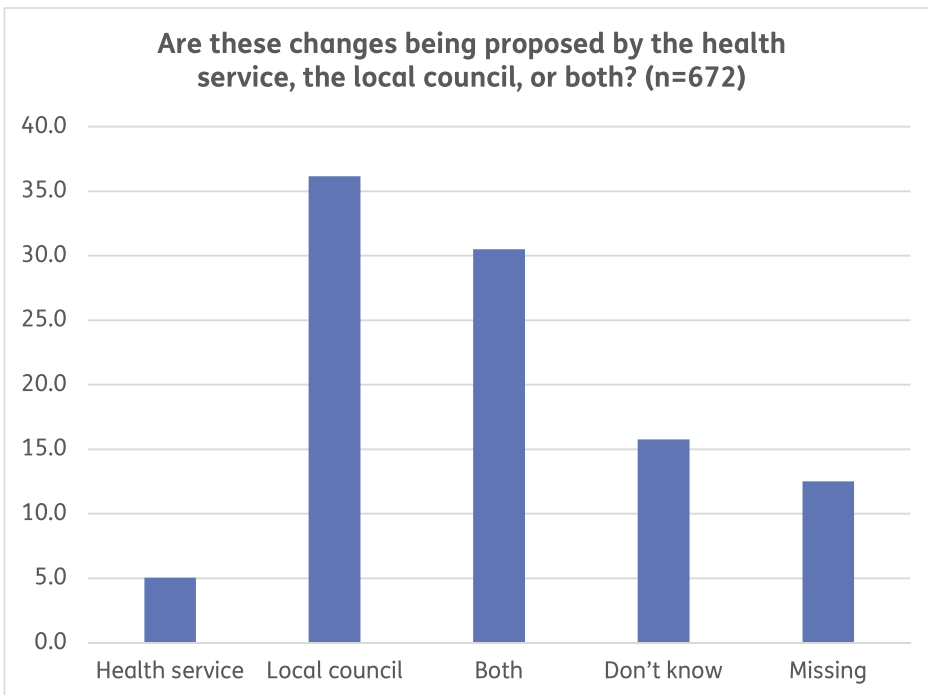
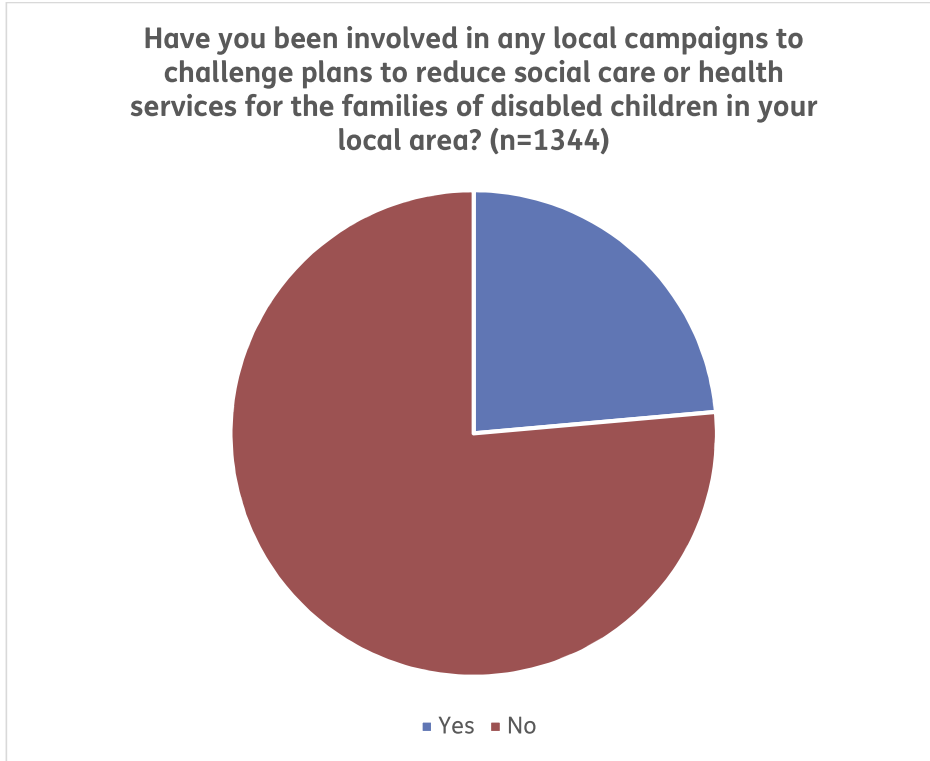


Figure 6



© Disabled Children's Partnership 2018. All rights reserved The Disabled Children's Partnership is a consortium campaign of organisations administered by Royal Mencap Society (registered company in England and Wales no. 00550457; registered charity numbers are 222377 in England and Wales, and SC041079 in Scotland).

 <https://disabledchildrenpartnership.org.uk/>
 www.facebook.com/DCPcampaign/
 @DCPcampaign